

TPP | STEM | CTE



CALIFORNIA COMMUNITY COLLEGES
Doing What MATTERS™
FOR JOBS AND THE ECONOMY

EDUCATION FUTURES

STRATEGIC PLANNING WITH KUMU WEBINAR



TPP | STEM | CTE



CALIFORNIA COMMUNITY COLLEGES
Doing What MATTERS™
FOR JOBS AND THE ECONOMY

OBJECTIVES

- How to cluster by strategic components and priority student populations.
- How to use cluster results to identify areas of opportunities and gaps.
- How to develop a strategy to optimize opportunities and address key ecosystems gaps.
- Questions



TPP | STEM | CTE



CALIFORNIA COMMUNITY COLLEGES
Doing What MATTERS™
FOR JOBS AND THE ECONOMY



WELCOME

- Overview of Kumu
- Reminder of what needs to be in place for individual maps due Nov. 29
- General TPP Announcements

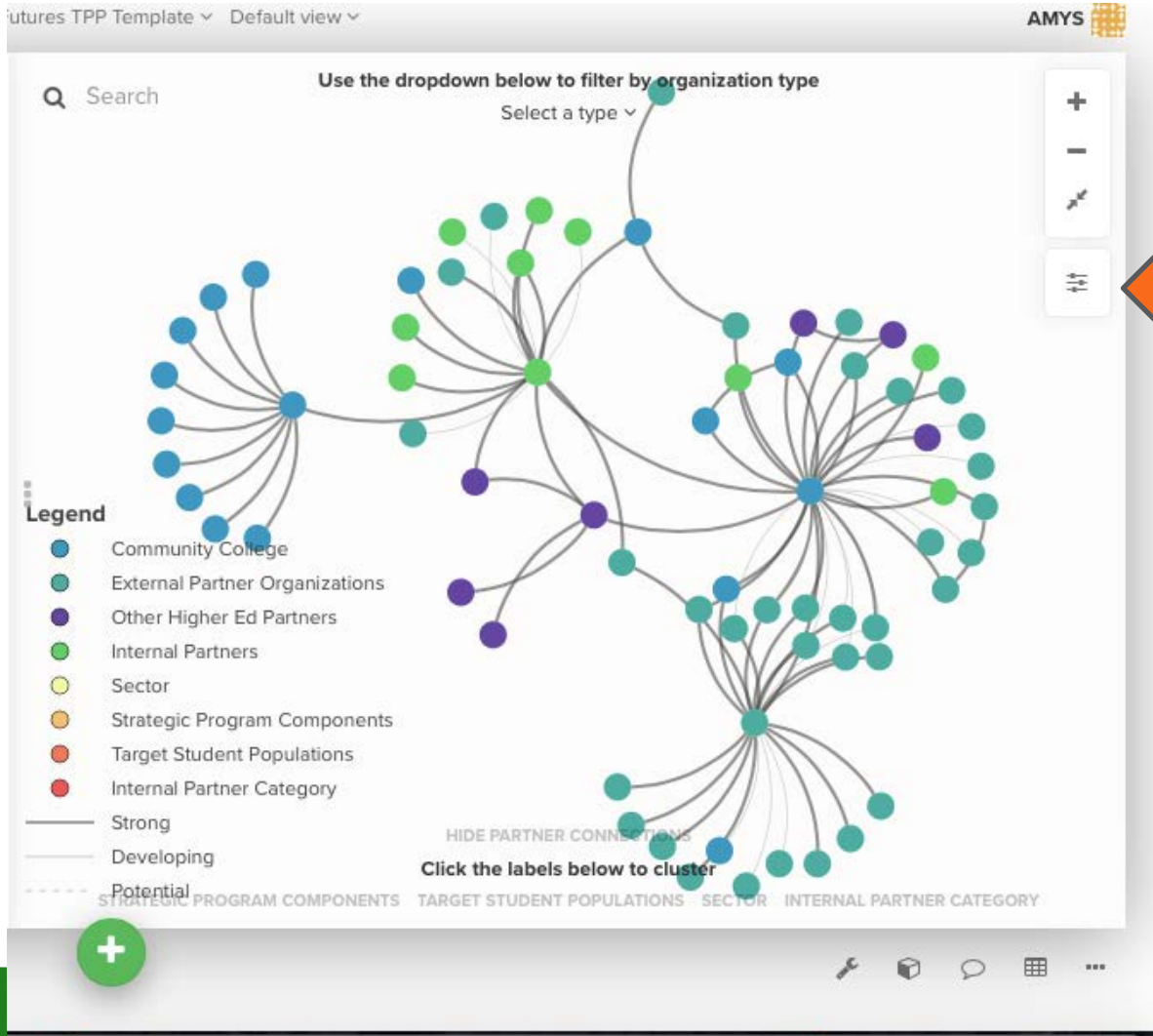


TPP | STEM | CTE



CALIFORNIA COMMUNITY COLLEGES
Doing What MATTERS™
FOR JOBS AND THE ECONOMY

MAP VIEW TO SETTINGS



TPP | STEM | CTE



CALIFORNIA COMMUNITY COLLEGES
Doing What MATTERS™
FOR JOBS AND THE ECONOMY

FILTERING

- Use filters to show or hide elements or connections
- You can select filters before clustering

The screenshot shows the AMYS interface for the 'Education Futures TPP Template'. The 'CURRENT VIEW' is set to 'Education Futures TPP Template'. The 'FILTER' tab is selected, showing a list of filters for 'Elements' and 'Connections'. The 'Elements' list includes: Adult Education, Community College, Community-based Organization, Government, Industry Workforce Development, Internal Partner, K-12 Institution, Private Institution of Higher Education, and Public Institution of Higher Education. The 'Connections' list includes: Strong, Developing, Potential, and Typeless. All filters are checked. The interface also shows a 'SWITCH TO ADVANCED EDITOR' button and a '24 UPDATES' notification.



TPP | STEM | CTE



CALIFORNIA COMMUNITY COLLEGES
Doing What MATTERS™
FOR JOBS AND THE ECONOMY

FILTER VIEW

Search

Use the dropdown below to filter by organization type
Select a type

Legend

- Community College
- External Partner Organizations
- Other Higher Ed Partners
- Internal Partners
- Sector
- Strategic Program Components
- Target Student Populations
- Internal Partner Category

Strong
Developing
Potential

HIDE PARTNER CONNECTIONS

Click the labels below to cluster

STRATEGIC PROGRAM COMPONENTS TARGET STUDENT POPULATIONS SECTOR INTERNAL PARTNER CATEGORY

CURRENT VIEW

Education Futures TPP Template

FILTER CLUSTER DECORATE SETTINGS

Elements ALL | NONE

- Adult Education
- Community College
- Community-based Organization
- Government
- Industry Workforce Development
- Internal Partner
- K-12 Institution
- Private Institution of Higher Education
- Public Institution of Higher

Connections ALL | NONE

- Strong
- Developing
- Potential
- Typeless

SWITCH TO ADVANCED EDITOR



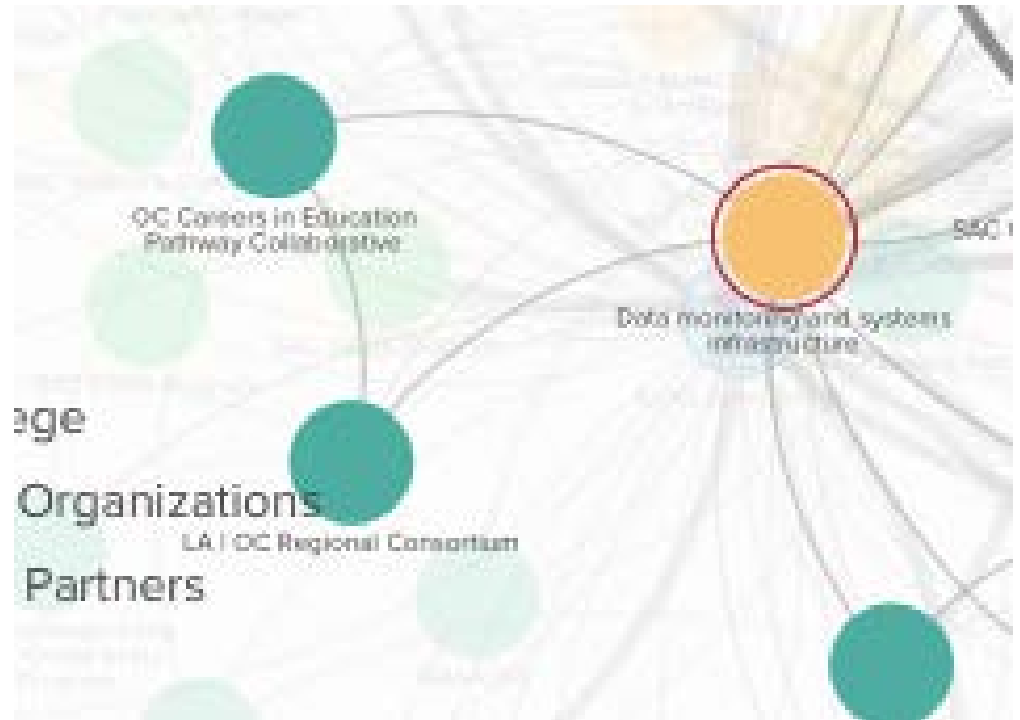
TPP | STEM | CTE



CALIFORNIA COMMUNITY COLLEGES
Doing What MATTERS™
FOR JOBS AND THE ECONOMY

CLUSTERING

- Interactive maps through clustering
- Clustering creates an element for each field value you select



TPP | STEM | CTE



CALIFORNIA COMMUNITY COLLEGES
Doing What MATTERS™
FOR JOBS AND THE ECONOMY

CLUSTER BY STRATEGIC PROGRAM COMPONENTS

The screenshot displays a network visualization tool interface. On the left, a search bar and a dropdown menu for filtering by organization type are visible. The main area shows a network graph with nodes of various colors (blue, green, purple, orange) and connecting lines. A legend on the left identifies the colors: Community College (blue), External Partner Organizations (teal), Other Higher Ed Partners (purple), Internal Partners (green), Sector (yellow), Strategic Program Components (orange), Target Student Populations (red), and Internal Partner Category (red). Below the legend, line styles represent connection strength: Solid for Strong, Dashed for Developing, and Dotted for Potential. A 'HIDE PARTNER CONNECTIONS' button is located below the legend. At the bottom of the graph area, there are labels for 'STRATEGIC PROGRAM COMPONENTS', 'TARGET STUDENT POPULATIONS', 'SECTOR', and 'INTERNAL PARTNER CATEGORY'. On the right side, a control panel titled 'CURRENT VIEW' shows 'Education Futures TPP Template'. It has tabs for 'FILTER', 'CLUSTER', 'DECORATE', and 'SETTINGS'. Under the 'CLUSTER' tab, a list of fields is shown with checkboxes: Element Type, Image, Internal Partner Category, Sector, Strategic Program Components (checked), Tags, Target Student Populations, and URL. A yellow notification bar at the bottom of the control panel says 'You've made changes to this view' with 'SAVE' and 'REVERT' buttons. A 'SWITCH TO ADVANCED EDITOR' button is at the bottom right.

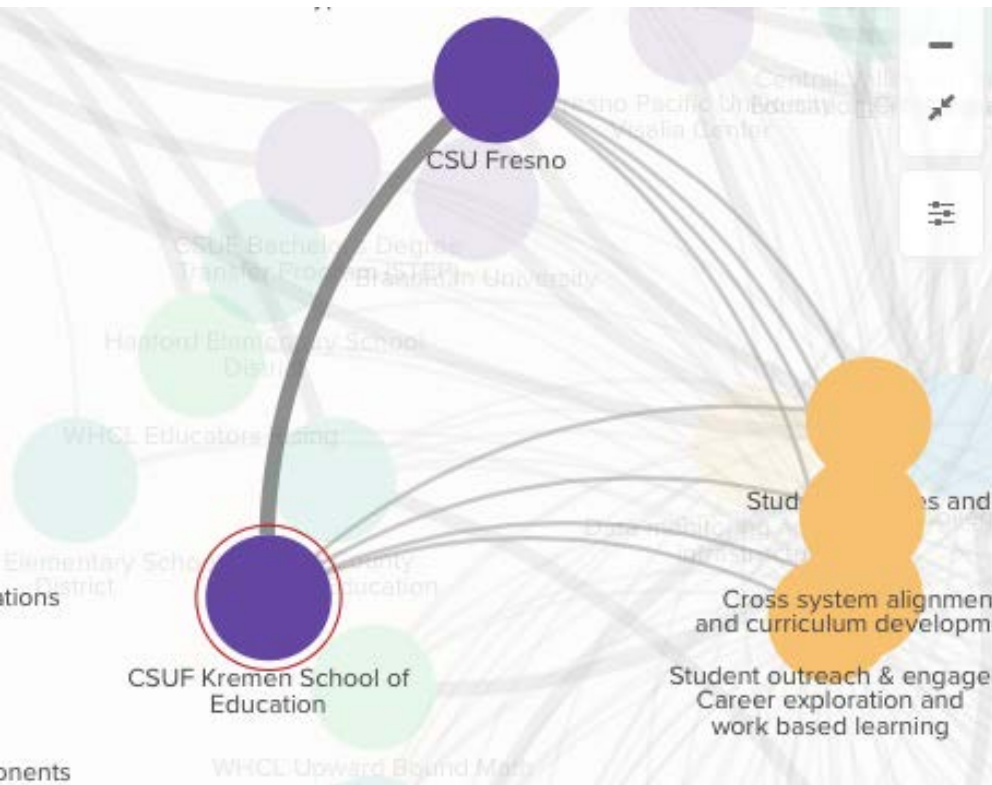


TPP | STEM | CTE



CALIFORNIA COMMUNITY COLLEGES
Doing What MATTERS™
FOR JOBS AND THE ECONOMY

STRATEGIC QUESTIONS FOR STRATEGIC PROGRAM COMPONENTS



- What are the strengths?
- How can we grow our strategic partnerships to strengthen the pipeline?
- Keep questioning for planning



TPP | STEM | CTE



CALIFORNIA COMMUNITY COLLEGES
Doing What MATTERS™
FOR JOBS AND THE ECONOMY



STRATEGIC QUESTIONS FOR PRIORITY STUDENT POPULATIONS

- Where is there the most energy?
- What are the top two Priority Student Populations that emerge from your map?
- What are specific action steps you can take to foster collaboration and increase recruitment within those populations?
- What kinds of courses should you plan for?
- What resources do you need make these action steps possible?



TPP | STEM | CTE



CALIFORNIA COMMUNITY COLLEGES

Doing What MATTERS™

FOR JOBS AND THE ECONOMY

FRAMEWORK FOR STRATEGIC PLANNING

1. Cluster by Strategic Program Components. Identify areas of most strength in your community.
2. Cluster by Target Student Populations. Identify areas of most strength in your community.
3. Identify gaps in both Strategic Program Components and Target Student Populations.
4. For areas of focus for both Strategic Program Components and Target Student Populations, list specific action steps and resources required to meet Education Futures goals.
5. Consider opportunities to strengthen partnerships that are developing or potential, which address priority needs.
6. Consider financial partnerships, such as collaborative grants and funding streams.



TPP | STEM | CTE



CALIFORNIA COMMUNITY COLLEGES

Doing What MATTERS™

FOR JOBS AND THE ECONOMY

FRAMEWORK FOR STRATEGIC PLANNING

1. Limited resources, maximize use of funds
2. Where can you find resources from within your ecosystem?
3. Interpret the maps, and ask questions to go deeper
4. Programs and needs, what other data do you need?
5. Where are the programs available?
6. Focus on high priority workforce needs, such as special education
7. How do opportunities match with what the needs are in the community and region?



TPP | STEM | CTE



CALIFORNIA COMMUNITY COLLEGES
Doing What MATTERS™
FOR JOBS AND THE ECONOMY

KUMU LIVE DEMO

- Log on to Kumu to follow along in your own map



TPP | STEM | CTE



CALIFORNIA COMMUNITY COLLEGES
Doing What MATTERS™
FOR JOBS AND THE ECONOMY

KUMU RESOURCES

- Kumu Overview:

<https://docs.kumu.io/overview/the-essentials.html>

- Import Guide:

<https://docs.kumu.io/guides/import.html>

- Clustering Guide:

<https://docs.kumu.io/guides/clustering.html>



TPP | STEM | CTE



CALIFORNIA COMMUNITY COLLEGES
Doing What MATTERS™
FOR JOBS AND THE ECONOMY

QUESTIONS ABOUT ED FUTURES GRANTS SELF EVALUATION OR KUMU ECOSYSTEM MAPPING PROCESS?

Send additional questions that arise during your planning discussions to: Cynthia McFarland cmcfarla@cccco.edu

We will respond to all questions in an FAQ blog format on the website:

TeacherPrepPipeline.net

Education Futures



TPP | STEM | CTE



CALIFORNIA COMMUNITY COLLEGES
Doing What MATTERS™
FOR JOBS AND THE ECONOMY